



# SR25 GEN 2

**SUPERCARDIOID MICROPHONE**

FOR HI-HATS AND CYMBALS

Follow us on social media @EarthworksAudio

For more information, please visit

[earthworksaudio.com](http://earthworksaudio.com) or call 1-603-654-2433.

EARTHWORKS AUDIO



# Thank you for purchasing the Earthworks SR25 Gen 2 Drum Microphone

---

## **YOUR PURCHASE INCLUDES**

- 1 SR25 Gen 2
- 1 Microphone Bag
- 1 Microphone Clip
- 1 Foam Windscreen

## **GETTING STARTED**

The SR25 is a condenser microphone with active electronics. This means:

- Its output level will be naturally higher than many of the dynamic microphones that it may be replacing. It is not uncommon to need to reduce gain if you were previously using a dynamic microphone.
- You will need to engage phantom power on your interface or preamp. Pro Tip: It's always a good idea to plug in a condenser microphone while phantom power is off and the channel is muted. After engaging phantom power, give the microphone a short time to settle before unmuting.

## **PROPER MAINTENANCE**

To guarantee your microphone provides years of performance, follow these guidelines:

- Avoid touching the front protective screen.
  - Never attempt to disassemble the microphone.
  - Avoid extreme heat and condensing humidity. Allow the microphone to warm up when bringing it in from the cold.
  - Rough handling may damage the microphone even if no markings are visible
-



## **IMPORTANT NOTICE**

The small tip on many of our microphones allows them to capture the highest frequencies of your sound.

Please be gentle and considerate when handling the microphones with these tips. (Microphones such as the SR314 and SR117 shield the tip within their capsule, and are thus more durable.)

## **TROUBLESHOOTING**

If you encounter issues while using your Earthworks Audio microphone, please make sure that:

- Your microphone is connected to an active power supply.
- Phantom power is being supplied to the microphone.
- Your microphone and XLR cable are well connected.
- The microphone is positioned at an appropriate distance from the sound source.
- External noise in your recording environment is kept to a minimum.
- Your recording space is at room temperature and free of dust.

If your issue persists after checking, please contact us via our website.



## SPECIFICATIONS

### Frequency Response

20Hz - 25kHz

### Polar Pattern

Supercardioid

### Sensitivity

-36 dBV/Pa (15.8 mV/Pa)

### Power Requirements

48V, 6mA

### Peak Acoustic Input

148dB SPL

### Output

XLR

### Minimum Load

### Impedance

1000 Ohms

### Noise

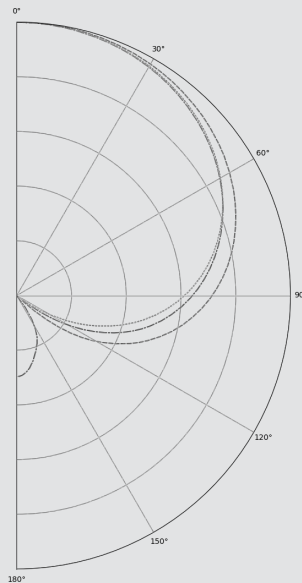
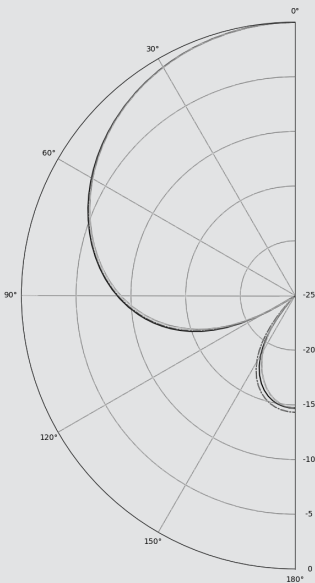
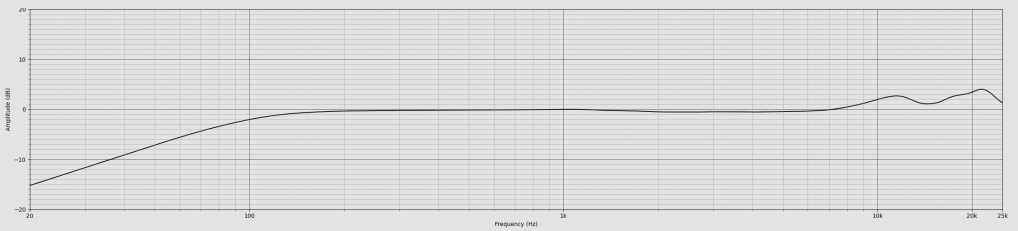
20 dB SPL (A-Weighted)

### Dimensions

4.14 in x 0.860 in / 105.15 mm x 21.84 mm

### Weight

0.25 lbs / 0.10 Kg





## **DISCLAIMER**

The specifications listed are for the SR25 Gen 2. If you have the SR25 Gen 1, please refer to the Gen 1 user guide on our website.

## **COMPLIANCE REQUIREMENTS**

Hereby, Earthworks Inc. declares that this product has been determined to be in compliance with UKCA requirements.

The full text of the UK declaration of conformity is available at the following site:

<https://earthworksaudio.com/support/documents/uk>

Hereby, Earthworks Inc. declares that this product has been determined to be in compliance with European Union requirements.

The full text of the EU declaration of conformity is available at the following site:

<https://earthworksaudio.com/support/documents/eu>

## **WARRANTY**

All Earthworks® products carry a limited warranty (parts and labor). Please register your warranty at: [earthworksaudio.com/register](https://earthworksaudio.com/register). If you have any problems with your Earthworks products, please contact our warranty/repair department by email at: [service@earthworksaudio.com](mailto:service@earthworksaudio.com).

## **NOTE**

This warranty only applies to Earthworks microphones purchased brand new. For microphones purchased/received second-hand, please contact us via our website.