

D6 Dynamic Instrument Microphone

OVERVIEW

Designed, machined, assembled and tested by Audix in the USA, the D6 is a dynamic instrument microphone used for stage, studio and broadcast applications. The D6 is characterized with a cardioid pickup pattern for isolation and feedback control and is equipped with a VLM™ (Very Low Mass) diaphragm for natural, accurate sound reproduction.

The D6 is lightweight, compact and easy to position. With a tailored frequency response of 30 Hz - 15 kHz and the ability to handle sound pressure levels in excess of 144 dB, the D6 is an excellent choice for miking instruments requiring extended low frequency reproduction such as kick drums, large toms and bass cabinets.

The D6 is manufactured with a precision machined aluminum body, black anodized finish, steel mesh grill and gold plated XLR connector Transformerless design, low impedance and balanced output allow for interference-free performance even with long cable runs.

MODEL VARIATIONS

D6S - Same as D6 with a silver anodized finish

D6KD - Same as D6 with boomstand

SUPPLIED ACCESSORIES

DCLIP - Heavy duty nylon molded snap on clip

P1 - Carrying pouch

OPTIONAL ACCESSORIES

DFLEX - Dual pivot rim mounted clip with extra wide butterfly jaws

DVICE - Flexible mini-gooseneck with spring loaded rim mount clamp

DCLAMP - Flexible mini-gooseneck with drum tension lug mount

CBL20 - 20' premium XLR-XLR balanced mic cable. Quad conductor, twisted pair with braided shield for maximum conductivity. 6mm PVC jacketed. **CBLDR25** - 25' premium right angle XLR-XLR balanced mic cable. Quad conductor, twisted pair with braided shield for maximum conductivity. 6mm PVC jacketed

STANDKD - Short pedestal stand with telescoping boom arm

TRIPOD - Metal tripod desktop stand for use with any 5/8" threaded mic clip



FEATURES

- Professional dynamic instrument microphone for live sound or studio
- Ground-shaking low end with excellent definition and clarity
- VLM Capsule
- Designed, machined, assembled & tested in the USA
- 5 year warranty

APPLICATIONS

- Live stage, recording
- Kick drum
- Floor tom
- Bass cabinets
- Leslie bottom



DCLIP



P1



DFLEX



DVICE



DCLAMP



CBL20



CBLDR25



STANDKD



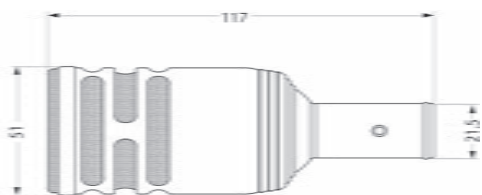
TRIPOD

D6

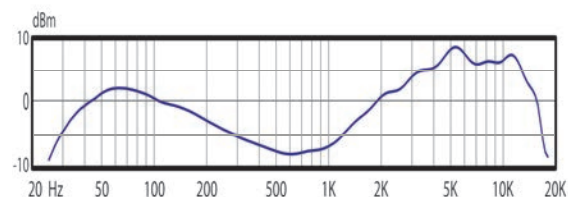
SPECIFICATIONS

Transducer Type	Dynamic
Frequency Response	30 Hz - 15 kHz
Polar Pattern	Cardioid
Output Impedance	280 ohms
Sensitivity	0.8 mV / Pa @ 1k
Capsule Technology	WLM Type E
Off Axis Rejection	>20 dB
Maximum SPL	≥144 dB
Power Requirements	None
Connector	3-pin XLRm
Polarity	Positive pressure on diaphragm produces positive voltage on pin 2 relative to pin 3 of output XLR connector
Materials / Finish	Machined Aluminum / Black Finish
Weight	254 g / 8.9oz
Length	117 mm / 4.6 in

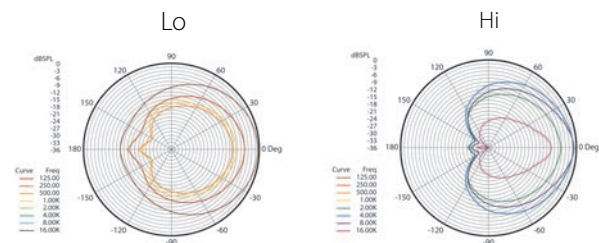
DIMENSIONS (mm)



FREQUENCY RESPONSE



POLAR PATTERNS



PRODUCT REGISTRATION: Please register your product online at www.audixusa.com/docs_12/about/product_registration.shtml.

SERVICE AND WARRANTY: This microphone is under warranty for a period of 5 years to be free of defects in material and workmanship. In the event of a product failure due to materials or workmanship, Audix will repair or replace said product at no charge with proof of purchase. Audix does not pay or reimburse shipping costs for warranty repairs or returns. The warranty excludes any causes other than manufacturing defects, such as normal wear, abuse, environmental damage, shipping damage or failure to use or maintain the product per the supplied instructions. No Implied Warranties: All implied warranties, including but not limited to implied warranties of merchantability and fitness for a particular purpose are hereby excluded. The liability of Audix, if any, for damages relating to allegedly defective products shall be limited to the actual price paid by Dealer for such products and shall in no event include incidental or consequential damages of any kind. Should your microphone fail in any way, please contact the Audix Service department at 503.682.6933. A Return Authorization is required before returning any product. OTHER THAN THIS WARRANTY, AUDIX MAKES NO WARRANTIES, EXPRESS OR IMPLIED, WITH RESPECT TO THE PRODUCTS, THE USE OF THE PRODUCTS, THE PERFORMANCE OF THE PRODUCTS. AUDIX SHALL NOT BE LIABLE FOR SPECIAL INCIDENTAL, CONSEQUENTIAL, INDIRECT OR SIMILAR DAMAGES ARISING FROM OR BASED ON THE SALE, USE, STORAGE OR DISPOSAL OF THE PRODUCTS, AUDIX'S SERVICE WORK, BREACH OF WARRANTY, BREACH OF CONTRACT. NEGLIGENCE, OR ANY OTHER THEORY OF LIABILITY, EVEN IF AUDIX HAS BEEN ADVISED OF THE POSSIBILITY OF SUCH DAMAGES.

ARCHITECT AND ENGINEER SPECIFICATIONS

The microphone shall be of the dynamic type operating on the moving coil principle and the capsule shall be VLM Type E. The polar pattern of the microphone shall be cardioid. The nominal output impedance shall be 280 ohms at 1 kHz. The microphone shall have a sensitivity of 0.8 mV / Pa at 1kHz and shall handle a sound pressure level of ≥144 dB. The microphone body shall be machined out of aluminum and the grill cap shall be steel wire mesh. The overall dimensions shall be 21.5 mm in diameter at the base, 51 mm in diameter at the widest point and 117 mm in length.

OPERATION AND MAINTENANCE

The D6 is a low impedance microphone and should be plugged into a "mic level" input of your console, mixer, or recording device. Please note that your microphone does not require phantom power and will not be affected in any way by phantom power should it be running simultaneously while the microphone is in operation. Avoid plugging or unplugging the microphone from the PA system unless the channel is muted or the volume of the system turned down. Failure to do so may result in a loud "popping" noise which could seriously damage the speakers in the PA system.

The D6 is manufactured to exacting specs with roadworthy construction. However, the capsule is highly sensitive and should be handled with care. Avoid extreme temperatures and be sure to store your microphone in the pouch provided when not in use. Moisture of any kind can adversely effect the sound and performance of your microphone.

USER TIPS

The D6 compensates for instruments with extremely high sound pressure levels by having a very low output stage. For kick drums, as a general rule, start with the mic positioned centered between the batter and resonant heads pointed towards the beater. For more attack, and less bass boom, move the mic closer to the beater. For less attack and more bass, move the mic further away from the beater. For kick drums without hole in front head, place the D6 a few inches from the head for a full dynamic sound. For toms, position the mic 2 inches from the head and point towards the center of the drum. For bass cabinets, position the mic 90 degrees to the grill cloth and 1-2 inches inside the edge of the speaker.

Further miking techniques may be found at www.audixusa.com.