

SHURE®

LEGENDARY
PERFORMANCE™

Wired Microphones
BETA 98H/C

BETA 98H/C

Cardioid Condenser Microphone

Microphone électrostatique cardioïde

Micrófono de condensador de cardioide

Nieren-Kondensatormikrofon

Microfono cardioide a condensatore

カーディオイドコンデンサー型マイクロホン

Кардиоидный конденсаторный микрофон

단일지향성 콘덴서 마이크

心形电容话筒



BETA 98H/C

Applications And Placement

The following table lists the most common applications and placement techniques. Keep in mind that microphone technique is largely a matter of personal taste; there is no one "correct" microphone position.

Cardioid Condenser Microphone

General Description

The Beta 98H/C miniature cardioid condenser microphone clamps onto the bell of wind instruments or onto the rim of percussion instruments. The integrated gooseneck and ratcheting swivel joint allows the mic to be easily positioned and secured, and an isolation shock-mount reduces the transmission of instrument vibrations. A gooseneck angle brace is included to provide better retention of the desired microphone placement.

Featuring a highly consistent cardioid polar pattern, the Beta 98H/C provides high gain before feedback and smooth off-axis rejection. It's ability to handle extremely high sound pressure levels (SPL) makes it ideal for live sound reinforcement on a variety of instruments.

Features

- Premier live performance microphone with Shure quality, ruggedness, and reliability
- Uniform cardioid pick-up pattern for maximum gain before feedback and excellent rejection of off-axis sound
- Tailored frequency response specifically shaped for open, natural sound reproduction
- Wide dynamic range for use in high sound pressure level SPL environments
- Adjustable gooseneck, angle brace and ratcheting swivel joint allow for optimal microphone positioning
- Compact, lightweight construction provide a low degree of visibility
- Interchangeable microphone cartridges with different polar patterns are available
- Snap-fit foam windscreens stay in place, minimizing wind noise

Power Requirements

This microphone requires phantom power and performs best with a 48 Vdc supply (IEC-61938). However, it will operate with slightly decreased headroom and sensitivity with supplies as low as 11 Vdc.

Most modern mixers provide phantom power. You must use a **balanced** microphone cable: XLR-to-XLR or XLR-to-TRS.

APPLICATION	SUGGESTED MICROPHONE PLACEMENT	TONE QUALITY
Reed Instruments	Place microphone a few inches from and aiming into bell.	Bright, minimizes feedback and leakage.
Brass & Woodwinds	Brass: 30 to 90 cm (1 to 3 ft.) away, on-axis with bell of instrument.	Bright, clear sound.
	Woodwinds: 2.5 to 15 cm (1 to 6 in.) away, on-axis with bell of instrument.	Bright, clear sound.
	Bell of instrument 90° off-axis from front of mic.	Softer, mellow sound.

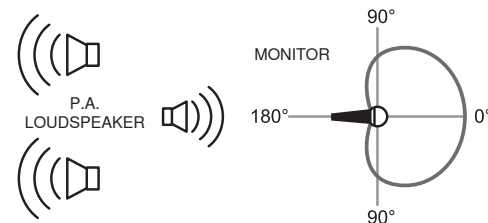


General Rules for Use

- Do not cover any part of the microphone grille with your hand, as this will adversely affect microphone performance.
- Aim the microphone toward the desired sound source (such as the talker, singer, or instrument) and away from unwanted sources.
- Place the microphone as close as practical to the desired sound source.
- Work close to the microphone for extra bass response.
- For better gain before feedback, use fewer microphones.
- Keep the distance between microphones at least three times the distance from each microphone to its source ("three to one rule").
- Place microphones as far as possible from reflective surfaces.
- Add a windscreen when using the microphone outdoors.
- Avoid excessive handling to minimize pickup of mechanical noise and vibration.

Avoiding Pickup of Unwanted Sound Sources

A cardioid microphone has the greatest sound rejection at the rear of the microphone. Place the microphone so that unwanted sound sources, such as monitors and loudspeakers, are directly behind it. To minimize feedback and ensure optimum rejection of unwanted sound, always test microphone placement before a performance.



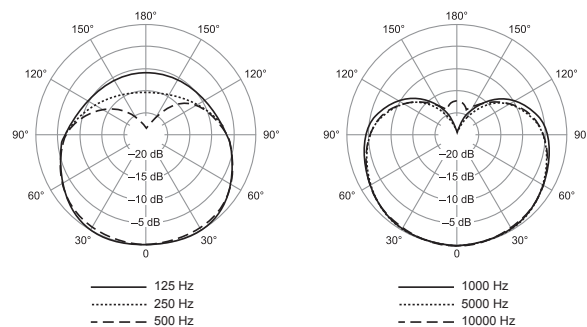
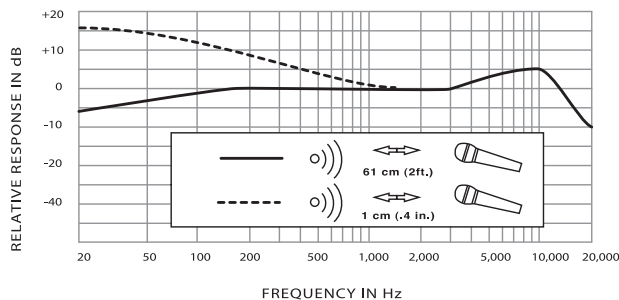
RECOMMENDED LOUDSPEAKER LOCATIONS FOR CARDIOID MICROPHONES

Proximity Effect

Directional microphones progressively boost bass frequencies as the microphone is placed in closer proximity to the source. This phenomenon, known as proximity effect, can be used to create a warmer, more powerful sound.

SPECIFICATIONS

Type	Electret Condenser
Frequency Response	20 to 20,000 Hz
Polar Pattern	Cardioid
Output Impedance	150 Ω
Sensitivity (at 1 kHz, open circuit voltage)	-56 dBV/Pa (1.6 mV) 1 Pascal=94 dB SPL
Maximum SPL (1 kHz at 1% THD, 1kΩ load)	155 dB SPL (typical)
Equivalent Output Noise (A-weighted)	31 dB SPL (typical)
Signal-to-Noise Ratio (referenced at 94 dB SPL at 1 kHz)	63 dB S/N ratio is difference between 94 dB SPL and equivalent SPL of self noise, A-weighted
Dynamic Range (at 1 kHz, 1 kΩ load)	124 dB 132 dB
Preamplifier Output Clipping Level (1% THD)	3 dBV (1.4 V)
Polarity	Positive pressure on diaphragm produces positive voltage on pin 2 with respect to pin 3
Power Requirements	11 to 52 Vdc phantom



Accessories and Parts

Furnished Accessories

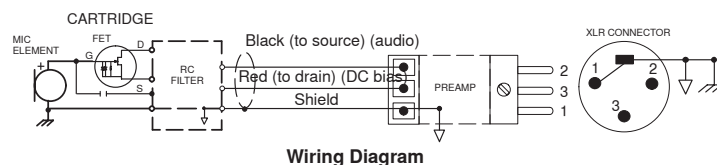
Zippered Carrying Bag	95A2398
In-Line Preamplifier (1 piece)	RPM626

Optional Accessories

Supercardioid cartridge	RPM110
Metal Locking Windscreen	A412MWS

Replacement Parts

Snap-Fit Windscreen (4 per package)	RK183WS
Cardioid cartridge	RPM108
Clamp Assembly (A98D)	RPM618



CERTIFICATION

Eligible to bear CE Marking. Conforms to European EMC Directive 2004/108/EC. Meets Harmonized Standards EN55103-1:1996 and EN55103-2:1996, for residential (E1) and light industrial (E2) environments.

The Declaration of Conformity can be obtained from:

Authorized European representative:
Shure Europe GmbH
Headquarters Europe, Middle East & Africa
Department: EMEA Approval
Jakob-Dieffenbacher-Str. 12
75031 Eppingen, Germany
Phone: +49 7262 92490
Fax: +49 7262 9249114
Email: info@shure.de

SHURE[®]

LEGENDARY
PERFORMANCE™

United States, Canada,
Latin America, Caribbean:
Shure Incorporated
5800 West Touhy Avenue
Niles, IL 60714-4608 USA

Phone: +1 847-600-2000
Fax: +1 847-600-1212 (USA)
Fax: +1 847-600-6446
Email: info@shure.com
www.shure.com

Europe, Middle East, Africa:
Shure Europe GmbH
Jakob-Dieffenbacher-Str. 12,
75031 Eppingen, Germany

Phone: +49-7262-92490
Fax: +49-7262-9249114
Email: info@shure.de
www.shure.eu

Asia, Pacific:
Shure Asia Limited
22/F, 625 King's Road
North Point, Island East
Hong Kong

Phone: +852-2893-4290
Fax: +852-2893-4055
Email: info@shure.com.hk
www.shureasia.com